

Verellen

Wellington

Body Details:

- Upholstered and slipcovered available
- Double needle stitch

Seat Details:

- Loose seat configuration
- Boxed style seat cushion
- Foam/down seat construction

Back Details:

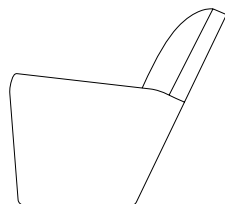

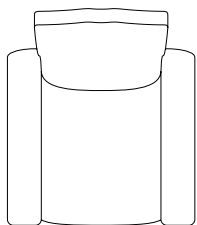
- Tight back with springs

Leg Details:

- Please specify wood finish
- Optional swivel base



* Standard double needle stitch detail on body, seat cushion, back and toss pillows unless otherwise specified.



Special Details:

- specify nailhead selection
- optional patch detail on top of arm
- not available in velvet

Dimensions

- Overall Height: 33.5"
- Overall Width: 32"
- Arm Height: 23.75"
- Seat Height: 15.5"
- Exterior Depth: 37"
- Seat Depth: 23"