

# Verellen

## Wellington

### Body Details:

- Upholstered and slipcovered available
- Double needle stitch

### Seat Details:

- Loose seat configuration
- Boxed style seat cushion
- Foam/down seat construction

### Back Details:

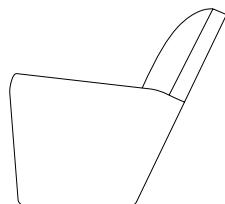

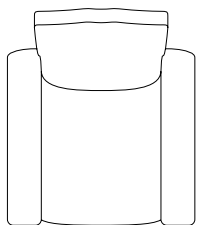
- Tight back with springs

### Leg Details:

- Please specify wood finish
- Optional swivel base



\* Standard double needle stitch detail on body, seat cushion, back and toss pillows unless otherwise specified.



### Special Details:

- specify nailhead selection
- optional patch detail on top of arm
- not available in velvet

## Dimensions

- Overall Height: 85cm
- Overall Width: 81cm
- Arm Height: 60cm
- Seat Height: 39cm
- Exterior Depth: 94cm
- Seat Depth: 58cm