

Verellen

Nathan



Body Details:

- Double needle stitch
- Upholstered and slipcovered available

Seat Details:

- Bench style loose cushion
- Polyurethane foam with springs and polyester fiber wrap seat construction

Back Details:

- Boxed back pillows

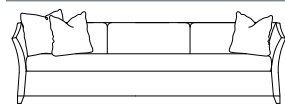
Leg Details:

- Please specify leg finish

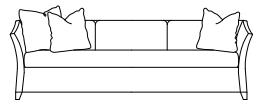
Toss Pillow Details:

- Knife edge toss

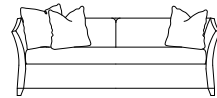
* Standard double needle stitch detail on body, seat cushion, back and toss pillows unless otherwise specified.



Nathan XL - 110"w



Nathan Sofa - 98"w



Nathan Condo - 86"w



Nathan Loveseat - 72"w



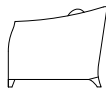
Nathan Chair & Half - 60"w



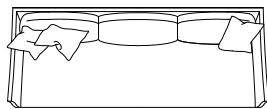
Nathan Chair - 45"w




Nathan Club Chair - 34" W X 35" d
(Available as Swivel)



Nathan Side View



Nathan Top View



Nathan Ottoman Sizes
*Chair Ottoman: 34"W x 24"D x 18.5"H
*Ottoman & Half: 49"W x 30"D x 18.5"H

Special Details:

- available as a sectional - please see Sectional Guide - use Sectional Order Form
- available as a sleeper - CAD drawing required due to revised measurements



Nathan RAF Chaise
39"W x 73"L



Nathan Chaise
45"W x 73"L



Nathan Chaise & Half
60"W x 73"L

Dimensions

- Overall Height: 33"
- Arm Height: 27"
- Seat Height: 20"
- Exterior Depth: 40"
- Interior Depth: 29"
- Seat Depth: 24"