

# Verellen

## Everett Modular

**Body Details:**

- Upholstered only
- Double needle stitch

**Seat Details:**

- Tight seat configuration
- High density foam and fiber construction

**Back Details:**

- Tight back
- High density foam and fiber construction

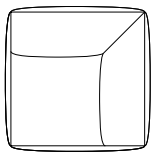
**Leg Details:**

- Sits on glides only

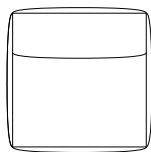
\*Note: Customization not available.



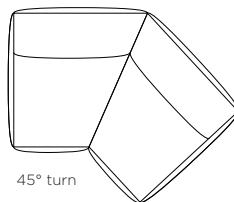
\* Shown upholstered with pinched stitch with contrast thread.  
Toss: no toss offered



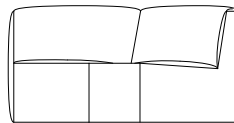
Everett Square Corner  
- 39" w x 39" d x 32" h



Everett Armless Chair  
- 39" w x 39" d x 32" h



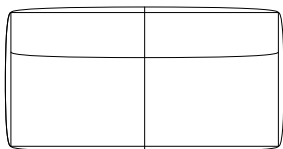
45° turn




Everett Angled Corner  
- 66" w x 48" d x 32" h

### Offered Fabrics

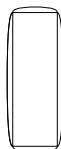
- Arias
- Aristocosi
- Bembepis
- Benny
- Berber
- Confetti Linen
- Desert Linen
- Dixon
- Farrar
- Flat Weave Linen (L513)
- Solid Flat Weave Linen (L510)
- Gabrielle
- Halian
- Lysordo
- Ortica
- Pastel Linen
- Poodle
- Rustic Linen
- Salt & Pepper Q414
- Sandy Linen
- Sawyer
- Willow
- Zamba



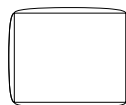
Everett Loveseat  
- 75" w x 39" d x 32" h



Everett Wide Arm  
- 27" w x 39" d x 22" h



Everett Narrow Arm  
- 15" w x 39" d x 22" h



Everett Ottoman  
- 33" w x 27" d x 17" h

### Dimensions

- Overall Height: 32"
- Arm Height: 17"
- Seat Height: 17"
- Exterior Depth: 39"
- Interior Depth: 25"