

Verellen

Everett Modular

Body Details:

- Upholstered only
- Double needle stitch

Seat Details:

- Tight seat configuration
- High density foam and fiber construction

Back Details:

- Tight back
- High density foam and fiber construction

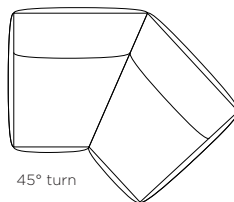
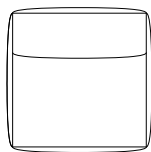
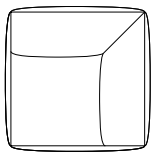
Leg Details:

- Sits on glides only

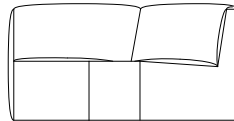
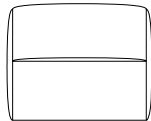
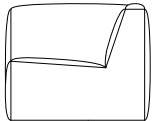
*Note: Customization not available.



* Shown upholstered with pinched stitch with contrast thread.
Toss: no toss offered



45° turn



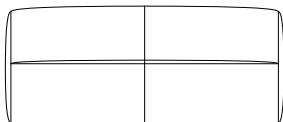
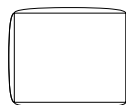
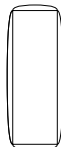

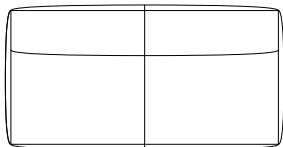
Everett Square Corner
- 99cm w x 99cm d x 81cm h

Everett Armless Chair
- 39cm w x 39cm d x 81cm h

Everett Angled Corner
- 168cm w x 122cm d x 81cm h

Offered Fabrics

- Arias
- Aristocosi
- Bembabis
- Benny
- Berber
- Confetti Linen
- Desert Linen
- Dixon
- Farrar
- Flat Weave Linen (L513)
- Solid Flat Weave Linen (L510)
- Gabrielle
- Halian
- Lysordo
- Ortica
- Pastel Linen
- Poodle
- Rustic Linen
- Salt & Pepper Q414
- Sandy Linen
- Sawyer
- Willow
- Zamba



Everett Loveseat
- 75" w x 99cm d x 81cm h

Everett Wide Arm - 69cm w x 99cm d x 56cm h
Everett Narrow Arm - 38cm w x 99cm d x 56cm h
Everett Ottoman - 84cm w x 69cm d x 43cm h

Dimensions

- Overall Height: 81cm
- Arm Height: 43cm
- Seat Height: 43cm
- Exterior Depth: 99cm
- Interior Depth: 63cm