

# Verellen

## Camille



**Body Details:**

- Double needle stitch
- Upholstered and slipcovered available

**Seat Details:**

- Loose seat configuration
- Boxed style seat cushion
- Polyurethane foam and polyester fiber wrap seat construction

**Back Details:**

- Loose back configuration
- Multiback notch bottom style back pillows
- Feather down back construction

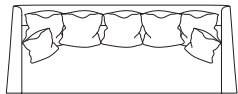
**Leg Details:**

- 3" tall conical legs
- Please specify wood finish

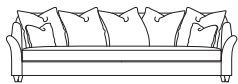
**Toss Pillow Details:**

- Small notch bottom toss pillows
- Feather down construction

\* Standard double needle stitch detail on body, seat cushion, back and toss pillows unless otherwise specified.



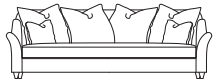
Camille Top View



Camille XL - 110" w



Camille Side View



Camille Sofa - 98" w



Camille Condo - 86" w



Camille Loveseat - 66" w

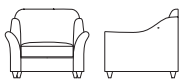


Camille Chair & Half - 60" w

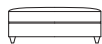


Camille Chair - 45" w

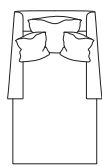
Camille Club Chair  
39.5"W x 35"D x 31.5"H



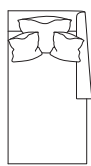
- Camille Ottoman Sizes
- \* 33"W x 24"D x 16"H
  - \* 47.5"W x 30"D x 16"H
  - \* 36"W x 36"D x 16"H
  - \* 44"W x 44"D x 16"H
- Camille Club Ottoman
- \* 26"W x 24"D x 16"H



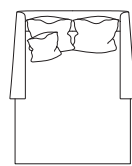
Camille Chaise  
45"W x 73"L



Camille 1-Arm Chaise  
40"W x 73"L



Camille Chaise & Half  
60"W x 73"L



**Special Details:**

- Optional dual-back feather down notch bottom back pillows
- Slipcover with no detail
- Slipcover with corner gussets
- Slipcover with special overlap stitch option
- Available as a sleeper - CAD drawing required due to revised measurements - please see Sleeper Styles document - use Sleeper Order Form
- Available as a sectional - please see Sectional Guide - use Sectional Order Form
- Club chair available with a swivel

### Dimensions

- Overall Height: 33"
- Arm Height: 22"
- Seat Height: 17.5"
- Exterior Depth: 42"
- Interior Depth: 32"
- Seat Depth: 26.5"