

Verellen

Hamilton



Body Details:

- Upholstered only
- Double needle stitch

Seat Details:

- Tight seat configuration
- Memory foam and fiber construction

Back Details:

- Tight back

Leg Details:

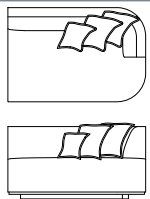
- Recessed legs and exposed wood base flush to edge.
- please specify leg finish

Toss Pillow Details:

- Knife edge toss

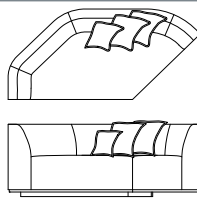
* Shown upholstered with heavy double needle with walnut base. Toss: split flange

* Standard double needle stitch detail on body, seat cushion, back and toss pillows unless otherwise specified.



← Arm

Hamilton Chair & Half 1 Arm -
60" w x 41" d x 31.5" h

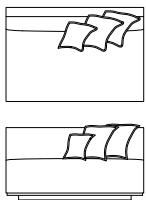


Return →

Hamilton Condo Curve w/Return -
84" w x 40" d x 31.5" h

Special Details:

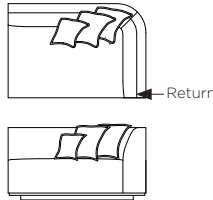
- Exposed wood profile around base of upholstered frame



Hamilton Armless Chair & Half -
60" w x 41" d x 31.5" h

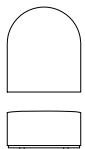


Hamilton Armless Chair
36" w x 41" d x 31.5" h

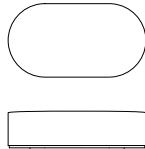


Return ←

Hamilton Chair 1/2 w/Return -
60" w x 41" d x 31.5" h



Hamilton Half Ottoman -
37" w x 32" d x 18" h



Hamilton Oval Ottoman -
60" w x 32" d x 18" h

Dimensions

- Overall Height: 31.5"
- Arm Height: 31.5"
- Seat Height: 18"
- Exterior Depth: 41"
- Interior Depth: 30"