

Verellen

Hamilton

Body Details:

- Upholstered only
- Double needle stitch

Seat Details:

- Tight seat configuration
- Memory foam and fiber construction

Back Details:

- Tight back

Leg Details:

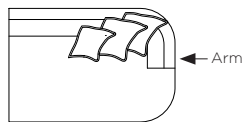
- Recessed legs
- please specify leg finish

Toss Pillow Details:

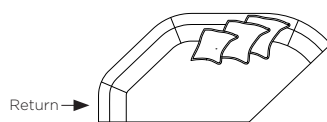
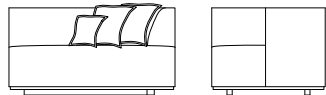
- Knife edge toss



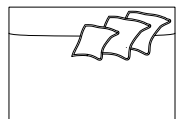
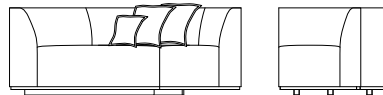
* Shown upholstered with heavy double needle with walnut base.
Toss: split flange



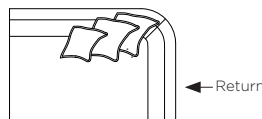

Hamilton Chair 1/2 1 Arm -
60" w x 41" d x 31.5" h



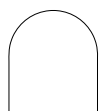
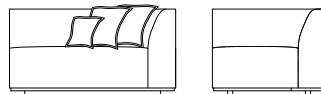
Hamilton Condo Curve w/Return -
84" w x 40" d x 31.5" h



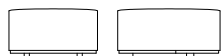
Hamilton Armless Chair 1/2 -
60" w x 41" d x 31.5" h



Hamilton Chair 1/2 w/Return -
60" w x 41" d x 31.5" h



Hamilton Half Ottoman -
37" w x 32" d x 18" h



Hamilton Oval Ottoman -
60" w x 32" d x 18" h



Special Details:

- Exposed wood profile around base of upholstered frame

Dimensions

- Overall Height: 31.5"
- Arm Height: 31.5"
- Seat Height: 18"
- Exterior Depth: 41"
- Interior Depth: 30"