

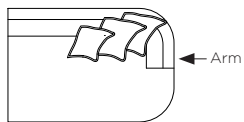
Verellen

Hamilton Sectional

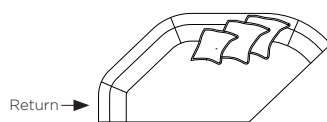
- Memory Foam and Fiber Construction
- Tight Seat
- Tight Back
- Knife Edge Toss
- Double Needle
- Recessed Legs
- Exposed Wood Profile Around Base of Upholstered Frame
- Please Specify Finish
- Upholstered Only



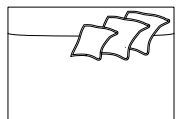
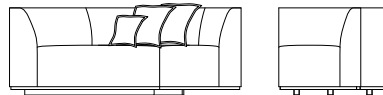
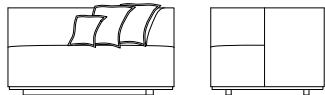
* Shown Upholstered with Heavy Double Needle with Walnut Base. Toss: Split Flange



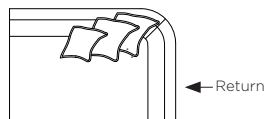
Hamilton Chair 1/2 1 Arm -
60"w x 41"d x 31.5"h



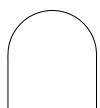
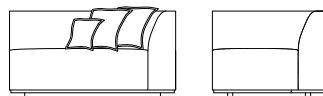

Hamilton Condo Curve w/Return -
84"w x 40"d x 31.5"h



Hamilton Armless Chair 1/2 -
60"w x 41"d x 31.5"h



Hamilton Chair 1/2 w/Return -
60"w x 41"d x 31.5"h



Hamilton Half Ottoman -
37"w x 32"d x 18"h



Hamilton Oval Ottoman -
60"w x 32"d x 18"h

Dimensions

- Overall Height: 31.5"
- Arm Height: 31.5"
- Seat Height: 18"
- Exterior Depth: 41"
- Interior Depth: 30"